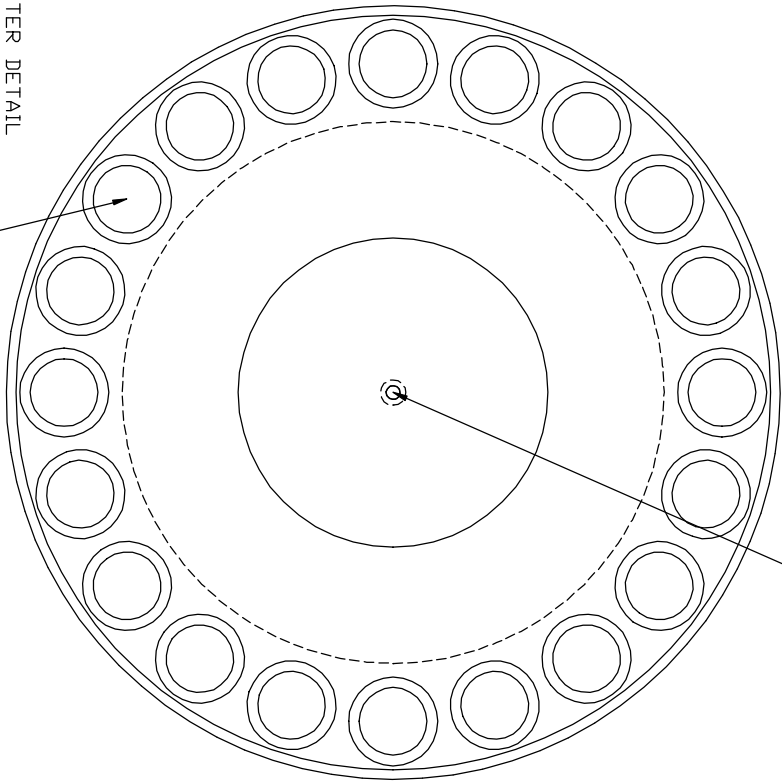


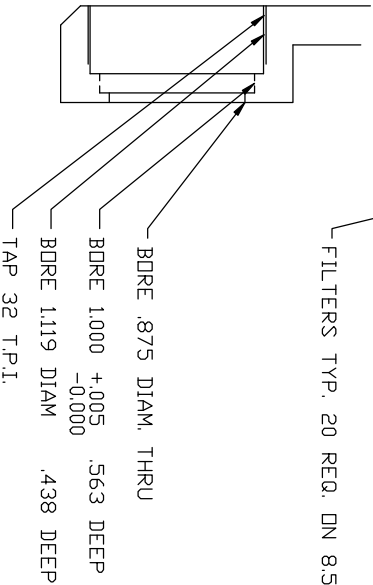
17
1

PART: FILTER WHEEL
MAT'L: 3/4 INCH AL.
QTY: ONE



10-32 CLR. THRU COUNTER SINK OTHER SIDE

FILTER DETAIL



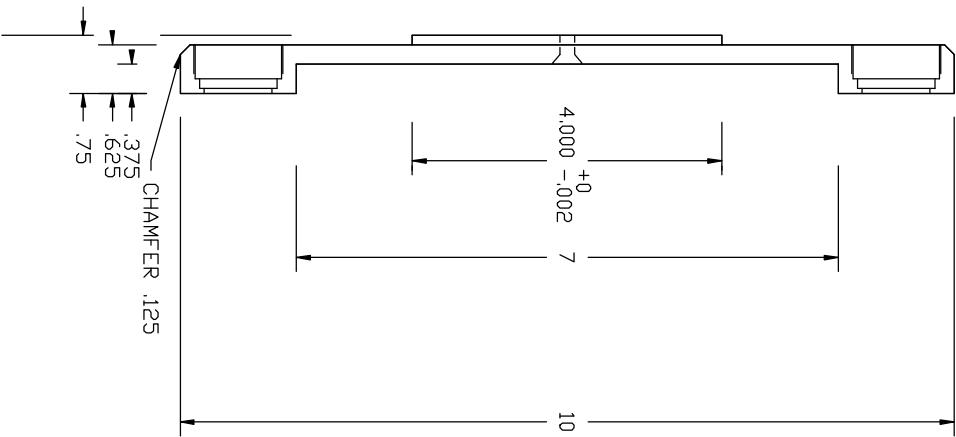
FILTERS TYP. 20 REQ. DN 8.500 IN. DIA. B.C.

BORE .875 DIAM. THRU

BORE 1.000 +.005
-0.000 .563 DEEP

BORE 1.119 DIAM .438 DEEP

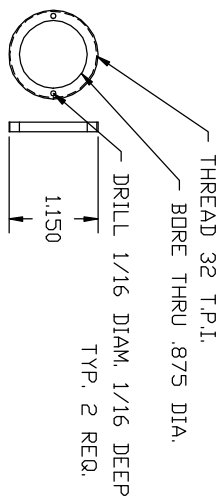
TAP 32 T.P.I.



CHAMFER .125

17
2

PART: RETAINING RINGS
MAT'L: AL ROD.
QTY: TWENTY



THREAD 32 T.P.I.

BORE THRU .875 DIA.

DRILL 1/16 DIAM. 1/16 DEEP
TYP. 2 REQ.

LEUSCHNER OBSERVATORY

UNIVERSITY OF CALIFORNIA - BERKELEY

BERKELEY AUTOMATED IMAGING TELESCOPE
CAMERA AND GUIDER

FILTER WHEEL

DWG. NO.	37M001	SCALE	Not to Scale
BY	R. TREFFERS	DATE	3/19/91
REV.	A	DWG. NO.	37M017